


# CASEMENT WINDOW

SG SERIES




Casement windows allow for efficient ventilation, through maximising the benefits of cross-breezes

A wide selection of high performance glass types can be specified within the SG Series. These include body tints, super tints & a range of laminated glass up to a maximum of 6.76mm in total thickness



An inline reveal simplifies installation into a variety of wall types, whilst an optional snap-in frame closure has a 15 x 3mm pocket to insert flashing into



Double action hinges allow the sash to open fully, maximising airflow


All glass is installed into dual vinyl sided rebates, ensuring vibration free glazing. A co-extruded santroprene inner seal resists shrinkage & also assists with weatherproofing



Wedgeless latches make for simple operation

# CASEMENT WINDOW

## SG SERIES



### NOTE:

ALL SIZES ARE TYPICAL RATHER THAN DEFINITIVE. FOR SIZES OUTSIDE OF THESE (incl. raked windows) PLEASE DISCUSS WITH YOUR RYLOCK SALES CONSULTANT

### Sizing

Window style & opening detail should be considered as viewed externally

Sizes indicated are the overall window size. Reveal is inline with outer frame dimension.

For Stud openings add 20mm to both height & width

### Glazing

Glazing strength to minimum N3 rating as per AS4055 - 2006

Maximum glass thickness is 6.76mm (laminated)

Maximum sash weight of 25kg

### Certification

Certified performance data including WERS ratings are available for this product on request

### Specify

Frame colour, configuration, height, width & overall depth

Optional: latch colour, flyscreen, frame infill, sill flap, glass type